




ONE SPIN PRP

COMPOSITION	TIP OF SPINAL NEEDLE	COLOR OF PRP	INDICATIONS
Low-Moderate Platelets Very Low WBCs/RBCs	3mm (1/8") above RBC interface		Acute injuries, Osteoarthritis
Moderate Platelets Low WBCs/RBCs	1.5mm (1/16") above RBC interface		Acute injuries, Osteoarthritis
Moderate Platelets Moderate-High WBCs/RBCs	Touching RBC interface		Chronic injuries, Contaminated wounds

TWO SPIN PRP

Indications same as above but when only a limited volume can be injected due to lesion size.

With 2-spin, platelet concentrations will be higher for each method, but WBCs/RBCs should not change significantly.

